



PRODUCT TECHNICAL STATEMENT

Incorporating BPIR requirements as per
Building Product Information Regulations 2022

Victaulic Fire Systems tubes and fittings

Supplied by Hydroflow

HYDROFLOW DISTRIBUTORS LTD
221 Bush Road
Rosedale, Albany, North Shore
Auckland
Tel: +64 9 415 6151

Headquartered in Easton, Pennsylvania, U.S.A, Victaulic is the leading producer of mechanical pipe joining solutions. We build technologies and provide engineering services that address the most complex piping challenges faced by engineers, site owners, contractors, and distributors. We are vertically integrated with engineering, research, product development, and manufacturing all controlled from within, ensuring quality throughout all our global manufacturing facilities. Engineered with confidence, our solutions put people to work faster, while increasing safety, ensuring reliability and maximizing efficiency.

[Mechanical Pipe Joining & Fire Protection Solutions | Victaulic](#)

This PTS covers all of the products supplied by Hydroflow, on behalf of Victaulic, in New Zealand.

Revision control

Revision number	Revision information	Date
v1	New PTS (BPIR)	16 October 2023

Document type	Revision	Revision date
Product Technical Specification & BPIR Victaulic Fire Systems tubes and fittings	v 1	16 October 2023

Contents

Victaulic Fire Systems tubes and fittings	1
Purpose and use	3
Product description	3
Key advantages	3
Technical Information, Installation Instructions, Maintenance Instructions	3
Victaulic Fire Systems tubes and fittings QA processes	3
Contribution to Compliance	4
NOTE Re WaterMark	6
Design, construction and installation instructions	7
Installation Instructions	7
Maintenance requirements	7
Limitations	7
Quality assurance	7
Product support	7
Manufacturer	8
Warnings and Bans	8
Appendix 1 – ISO 9001 certificate	9
Appendix 2 – Potable water certificate	11
Appendix 3 – AU & NZ Warranty (Terms and Conditions)	17
Appendix 4 – WM certification (main page)	21
Appendix 5 – Example of Installation Instructions – IGS sprinkler	29

Document type	Revision	Revision date
Product Technical Specification & BPIR Victaulic Fire Systems tubes and fittings	v 1	16 October 2023

Purpose and use

Victaulic Fire Systems tubes and fittings for use in fire prevention of water supply, are suitable for mains pressure.

Product description

Victaulic Fire Systems tubes and fittings complies with the NZBC as shown below in the BPIR section.

A full product listing is available on the Hydroflow website: [Hydroflow - Homepage](#)

Key advantages

Each Victaulic product specification, features and benefits are available on the website as shown above.

Technical Information, Installation Instructions, Maintenance Instructions

All Victaulic Fire Systems pipe and fitting technical information is available for download at the website:

[Mechanical Pipe Joining & Fire Protection Solutions | Victaulic](#)

Information available as follows:

- Technical Compliance Approvals (53 off)
- Management Systems Compliance certificates (4 off)
- Product Technical Specifications (463 off)
- Technical Installation, Maintenance and Testing Manuals (297 off)
- Technical & Design Data (59 off)
- Environmental, social, and governance (ESG) supporting documentation (10 off)
- White Papers (General technical discussion documents) (25 off)
- Catalogues (4 off)
- Market Brochures (19 off)
- Terms and Conditions (World-wide warranty) (18 off) (1 specific for AU and NZ)
- Technical Service Bulletins (5 off)
- Discontinued Product Support
- Software (CAD information)
- Tools & Calculators

All of above can be found in: [Resources – Resource Center | Victaulic](#)

Victaulic recommends that all installation is done by a registered plumber.

Victaulic Fire Systems tubes and fittings QA processes

Victaulic Fire Systems tubes and fittings undertake testing and inspections of all products as part of the QA requirements.

Document type	Revision	Revision date
Product Technical Specification & BPIR Victaulic Fire Systems tubes and fittings	v 1	16 October 2023

Victaulic is an ISO9001 certified manufacturer - See Appendix 1

Victaulic Fire Systems Tube and Fittings currently has 53 worldwide product performance certifications, including conveyance of potable water with UL and NSF certifications – See Appendix 2

Victaulic Australia has an extensive range of products that are WaterMark certified to:

WM 21172: AS 3688 – Fittings

WM 25755: AS 3688 – Fittings

WM 25885: WMTS 012 – In-line valves

WM 26113: AS/NZS 4129 – Fittings for polyethylene (PE)

WM 26115: WMTS 012 – In-line valves

WM 26600: AS/NZS 2638 – PN 16 and PN 25 metal-bodied resilient-seated gate valves

WM 40992: EN 12842 – Ductile iron fittings for PVC-U or PE piping systems

See Appendix 2

Contribution to Compliance

Victaulic Fire Systems tubes and fittings are in full compliance with the requirements as set out in the New Zealand Building Code, as follows:

Building code	Requirement	Compliance evidence
B2 (Durability) B2.3.1 (c) applies	(B2.3.1 Building elements must, with only normal maintenance, continue to satisfy the performance requirements of this code for the lesser of the specified intended life of the building, if stated, or: (a) The life of the building, being not less than 50 years, if: (i) Those building elements (including floors, walls, and fixings) provide structural stability to the building, or (ii) Those building elements are difficult to access or replace, or (iii) Failure of those building elements to comply with the building code would go	

Document type	Revision	Revision date
Product Technical Specification & BPIR Victaulic Fire Systems tubes and fittings	v 1	16 October 2023

	<p>undetected during both normal use and maintenance of the building.</p> <p>(b) 15 years if: (i) Those building elements (including the building envelope, exposed plumbing in the subfloor space, and in-built chimneys and flues) are moderately difficult to access or replace, or (ii) Failure of those building elements to comply with the building code would go undetected during normal use of the building but would be easily detected during normal maintenance.</p> <p>(c) 5 years if: (i) The building elements (including services, linings, renewable protective coatings, and fixtures) are easy to access and replace, and (ii) Failure of those building elements to comply with the building code would be easily detected during normal use of the building.</p>	<p>As part of a plumbing system for supply of cold, hot or mixed water temperatures.</p> <p>These products can be used in residential and/or commercial buildings where cold, hot or mixed water temperatures water is required to be supplied.</p> <p>Not suitable for use in areas which are being permanently concealed such as behind concrete.</p> <p>Maintenance required is shown in the Maintenance and Installation Instructions.</p> <p>Proof of durability – Service history Victaulic products have been manufactured and supplied worldwide since 1919.</p> <p>Warranty calls are at a minimum and within the quality principles of Victaulic. All Warranty claims are investigated, and corrective/preventive actions are implemented.</p> <p>Products that are WaterMark certified are subject to endurance testing.</p> <p>Refer warranty statement (Terms and Conditions) as shown in Appendix 3</p>
<p>NZ Building Code C</p> <p>AS 1 to AS 7</p>	<p>Appendix B</p> <p>Automated fire sprinkler systems to comply with NZS 4541</p>	<p>Victaulic products has a variety of international product certifications, including WaterMark.</p> <p>WM 21172: AS 3688 – Fittings WM 25755: AS 3688 – Fittings WM 25885: WMTS 012 – In-line valves WM 26113: AS/NZS 4129 – Fittings for polyethylene (PE) WM 26115: WMTS 012 – In-line valves</p>

Document type	Revision	Revision date
Product Technical Specification & BPIR Victaulic Fire Systems tubes and fittings	v 1	16 October 2023

		<p>WM 26600: AS/NZS 2638 – PN 16 and PN 25 metal-bodied resilient-seated gate valves</p> <p>WM 40992: EN 12842 – Ductile iron fittings for PVC-U or PE piping systems</p> <p>Where products are WaterMarked, this will include compliance with AS/NZS 4020 (contamination of water), where required, and the performance requirements set out by those standards.</p> <p>Refer Appendix 4.</p> <p>Victaulic Fire System pipe and fitting products enable design engineers and installers to comply with the requirements set out in NZS 4541.</p>
--	--	---

NOTE Re WaterMark

WaterMark is not compulsory for the New Zealand market. The products listed in these WaterMark certificates, as shown below.

It must be noted that all Victaulic products complies with the various requirements as stated above for the NZBC.

Products supplied into the New Zealand market might not be listed on these certificates but can be imported and used within the New Zealand building industry.

Refer WaterMark certificate and schedule of products

WM 21172: AS 3688 – Fittings

[SAI Global - Certification Register - Schedule](#) for WM 21172

WM 25755: AS 3688 – Fittings

[SAI Global - Certification Register - Schedule](#) for WM 25755

WM 25885: WMTS 012 – In-line valves

[SAI Global - Certification Register - Schedule](#) for WM 25885

WM 26113: AS/NZS 4129 – Fittings for polyethylene (PE)

[SAI Global - Certification Register - Schedule](#) for WM 26113

WM 26115: WMTS 012 – In-line valves

Document type	Revision	Revision date
Product Technical Specification & BPIR Victaulic Fire Systems tubes and fittings	v 1	16 October 2023

[SAI Global - Certification Register - Schedule](#) for WM 26115

WM 26600: AS/NZS 2638 – PN 16 and PN 25 metal-bodied resilient-seated gate valves

[SAI Global - Certification Register - Schedule](#) for WM 26600

WM 40992: EN 12842 – Ductile iron fittings for PVC-U or PE piping systems

[SAI Global - Certification Register - Schedule](#) for WM 40992

Design, construction and installation instructions

Installation Instructions

Victaulic Fire Systems tubes and fittings installation is to be done by registered plumbers. Installation Instructions are supplied with the product.

For an example of an Installation Instructions (FireLock IGS Sprinkler Coupling), see Appendix 5.

Please refer: [Manuals for Pipe Joining & Fire Protection Products & Systems | Victaulic](#)

Maintenance requirements

Service/cleaning instructions are available for download as mentioned above for all Victaulic Fire Systems tubes and fittings.

Please refer: [Manuals for Pipe Joining & Fire Protection Products & Systems | Victaulic](#)

Limitations

Limitations and use are specified in the technical information sheets obtainable from the website and differs by product.

Quality assurance

The following certifications has been accredited to the product and/or manufacturer.

Victaulic has a variety of certifications including:

- Recycled content certification - US
- Material certificate of conformance
- ISO 9001 Quality Management

Product support

Product data available are as shown above in section: Technical Information, Installation Instructions, Maintenance Instructions.

Document type	Revision	Revision date
Product Technical Specification & BPIR Victaulic Fire Systems tubes and fittings	v 1	16 October 2023

Full product support can be found at:

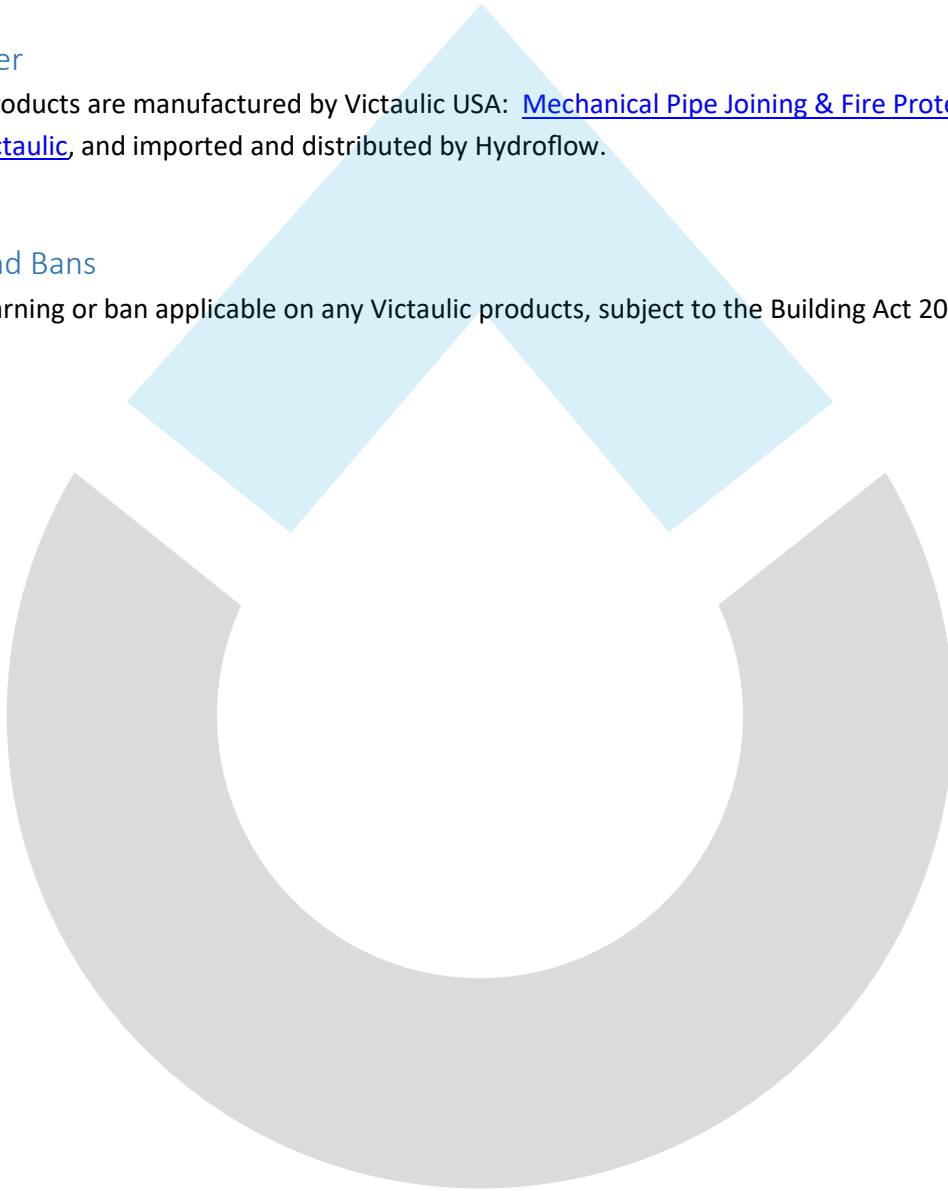
HYDROFLOW DISTRIBUTORS LTD
221 Bush Road
Rosedale, Albany, North Shore
Auckland
Tel: +64 9 415 6151

Manufacturer

All Victaulic products are manufactured by Victaulic USA: [Mechanical Pipe Joining & Fire Protection Solutions | Victaulic](#), and imported and distributed by Hydroflow.

Warnings and Bans

There is no warning or ban applicable on any Victaulic products, subject to the Building Act 2004, Section 26.



Document type	Revision	Revision date
Product Technical Specification & BPIR Victaulic Fire Systems tubes and fittings	v 1	16 October 2023

Appendix 1 – ISO 9001 certificate



Document type	Revision	Revision date
Product Technical Specification & BPIR Victaulic Fire Systems tubes and fittings	v 1	16 October 2023

Certificate of Management System Registration

Certificate Number: 104

Issue: 12

Victaulic Company

having complied with the requirements of:

ISO 9001:2015

Quality Management Systems - Requirements

are certified by BRE Global Ltd. and are authorised to use the LPCB Certification Mark on stationery and publications related to the products and/or services listed in the attached Appendix:

Victaulic Company

4901 Kesslersville Road
Easton
Pennsylvania 18040
USA

Scope:

Design of pipe couplings, fittings, valves, fire sprinklers, grooving tools and related accessories.
Manufacture of pipe couplings, fittings, valves and related accessories.

This certificate and appendix is maintained and held in force through regular surveillance activities.



Ruben Graham
Assessment Services

15 September 2022
Date of this Issue

22 May 2024
Expiry Date

20 May 1992
Date of First Issue



This certificate and appendix remains the property of BRE Global Ltd. and is issued subject to terms and conditions (for details visit www.redbooklive.com/terms).

To check the validity of this certificate and appendix please visit www.redbooklive.com/check, scan the QR tag or contact us.

BRE Global Ltd, Watford, WD25 9XX
T: +44 (0)333 321 8811 E: enquiries@breglobal.com

LPCB is a Registered Trademark of the Building Research Establishment Ltd.



Appendix 2 – Potable water certificate



Document type	Revision	Revision date
Product Technical Specification & BPIR Victaulic Fire Systems tubes and fittings	v 1	16 October 2023

1.0 APPROVALS/LISTINGS

The information provided within this document is based on the latest approval and listing data at the time of publication. Approvals/Listings are subject to change by the approvals agencies. Contact Victaulic or the corresponding agency for the latest approvals and listings.

2.0 GASKETS/SEALS/O-RINGS

The following Victaulic Gaskets/Seals/O-Rings are agency tested and approved for use in potable water systems. Reference should always be made to the approval agency, the approval, any exceptions listed below, and in the case of NSF/ANSI/CAN61, please also refer to the potable water operating temperature rating.

Victaulic Gaskets/Seals	NSF/ANSI/CAN 61		NSF/ANSI/CAN 372
	Agency	Operating Temperature Rating	Agency
Grade "E" EPDM	UL	cold +73°F/+23°C and hot +180°F/+82°C	UL
Grade "EW" EPDM		cold +73°F/+23°C and hot +180°F/+82°C	
Grade "EHP" EPDM		cold +73°F/+23°C and hot +180°F/+82°C	
Grade "E2" EPDM		cold +73°F/+23°C and hot +180°F/+82°C	
Grade CHP-2		cold +73°F/+23°C and hot +180°F/+82°C	
Grade "M" Halogenated Butyl		cold +73°F/+23°C	
Grade "E" EPDM (For Vic-Press™ Sch 10S Only)		cold +73°F/+23°C and hot +180°F/+82°C	
Grade "H" Hydrogenated Nitrile Butadiene Rubber (HNBR) (For Vic-Press™ Sch 10S Only)		cold +73°F/+23°C and hot +180°F/+82°C	
Grade "P" Fluoroelastomer Blend		cold +73°F/+23°C and hot +180°F/+82°C	

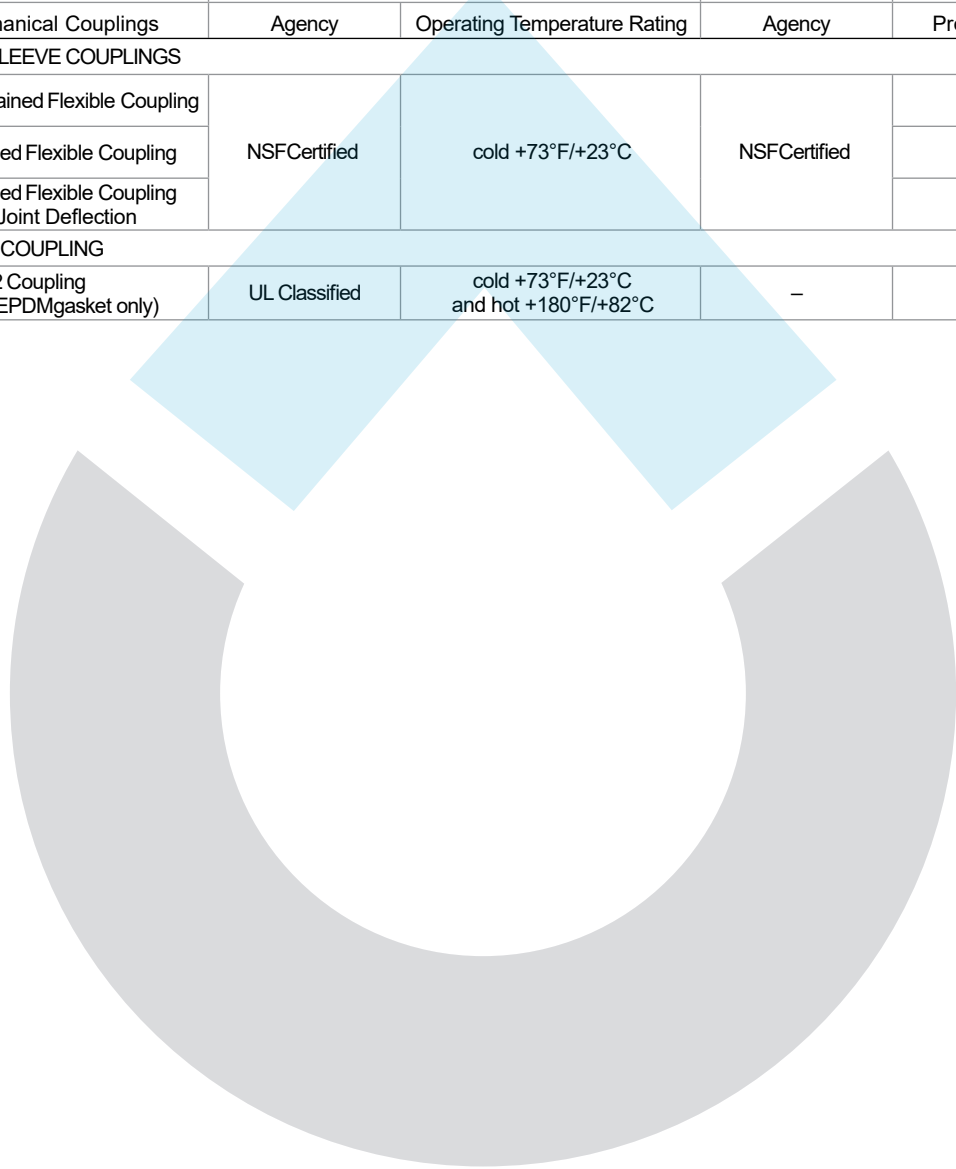
ALWAYS REFER TO ANY NOTIFICATIONS AT THE END OF THIS DOCUMENT REGARDING PRODUCT INSTALLATION, MAINTENANCE OR SUPPORT.

3.0 MECHANICAL COUPLINGS

Potable water approvals are based on testing of a product's wetted components. In the case of most Victaulic mechanical couplings, the gasket/seal/o-ring is the only wetted component; therefore the use of a coupling in potable water applications is strictly dependent upon the potable water and low lead approval of the gasket/seal/o-ring. Reference the chart on page 1 for potable water NSF/ANSI/CAN61 and NSF/ANSI/CAN372 compliant gaskets/seals/o-rings.

Victaulic's Bolted Split Sleeve Couplings are an exception to this rule. These products are designed with additional wetted surfaces and therefore must carry their own individual approvals. The following Victaulic Bolted Split Sleeve Couplings are agency tested and approved for use in potable water systems. Always refer to the certifying agency for approved temperature ratings and any specific model details.

Victaulic Mechanical Couplings	NSF/ANSI/CAN 61		NSF/ANSI/CAN 372	Product Publication
	Agency	Operating Temperature Rating	Agency	
BOLTED SPLIT SLEEVE COUPLINGS				
Style 230 Non-Restrained Flexible Coupling	NSFCertified	cold +73°F/+23°C	NSFCertified	60.01
Style 232 Restrained Flexible Coupling				60.05
Style 233 Restrained Flexible Coupling for Dynamic Joint Deflection				60.07
OUTLET COUPLING				
Style 72 Coupling (with Grade"E" EPDMgasket only)	UL Classified	cold +73°F/+23°C and hot +180°F/+82°C	–	06.10



4.0 FITTINGS

The following Victaulic Fittings are agency tested and approved for use in potable water systems. Reference should always be made to the approval agency, the approval, any approval specifics listed below, the gasket/seal/o-ring if applicable, and in the case of NSF/ANSI/CAN61, please also refer to the potable water operating temperature rating. Potable water approvals are based on testing of a product's wetted components. In the case of mechanical tees, the gasket/seal/o-ring and the body material are wetted components, therefore the use of a mechanical tee in potable water applications is strictly dependent upon the potable water and low lead approval of the gasket/seal/o-ring and the body material combined. The chart below is the complete product assembly approval and includes the operating temperature rating that corresponds to NSF/ANSI/CAN61 for the product listed.

Victaulic Fittings	NSF/ANSI/CAN 61				NSF/ANSI/CAN 372	Product Publication
	Approval Specifics (if applicable)	Gasket/Seal/O-Ring (if applicable)	Agency	Operating Temperature Rating	Agency	
COPPER						
Grooved Copper Fittings (Wrot and/or Cast)			NSFCertified	cold +73°F/+23°C and hot +180°F/+82°C	NSFCertified	22.04
Style 622 Mechanical-T® Bolted Branch Outlet and Cross Assembly for Grooved Copper	Body Material C89836	Grade P Only	UL Classified	cold +73°F/+23°C and hot +180°F/+82°C	UL Classified	22.12
Style 641 Vic-Flange® Adapter for Copper Tubing		Grade P Only		22.03		
Style 644 Installation-Ready™ Transition Coupling		Grade P Only		cold +73°F/+23°C and hot +180°F/+82°C		22.44
Style 647 Dielectric Fitting				cold +73°F/+23°C and hot +180°F/+82°C		22.21
CPVC/PVC						
CPVC Grooved End Fittings			NSFCertified	cold +73°F/+23°C and hot +180°F/+82°C	–	33.03
STAINLESS STEEL						
Stainless Steel Fittings	Sch 5S, 10S and Sch 40S Only		NSFCertified	cold +73°F/+23°C and hot +180°F/+82°C	NSFCertified	17.16
Vic-Press® Stainless Steel Fittings	Sch 10 Only	Grade E Only	UL Classified	cold +73°F/+23°C and hot +180°F/+82°C	UL Classified	18.11 (Type 316) 18.12 (Type 304)
		Grade H Only				
Style 422 Mechanical-T® Bolted Branch Outlet for Stainless Steel		Grade E Only	NSFCertified	cold +73°F/+23°C and hot +180°F/+82°C	NSFCertified	17.02
GALVANIZED						
Standard Grooved Fittings ¹	Galvanized Only		UL Classified	cold +73°F/+23°C	UL Classified	07.01
AQUAMINE®						
Aquamine Pipe and Fittings			NSFCertified	cold +73°F/+23°C	NSFCertified	50.03
DUCTILE IRON						
AWWA Fittings	Cement lined with a standard asphalt coating		NSFCertified	cold +73°F/+23°C		23.05

¹ No. 10 90° Elbow, No. 11 45° Elbow, No. 12 22 ½° Elbow, No. 13 11 ¼° Elbow, No. 100 90° Long Radius Elbow, No. 110 45° Long Radius Elbow, No. 20 Tee, No. 25 Tee with Grooved Branch, No. 30 45° Lateral, No. 60 Cap, No. 50 Concentric Reducer, No. 51 Eccentric Reducer.

5.0 VALVES/FLOW CONTROL DEVICES

The following Victaulic Valves are agency tested and approved for use in potable water systems. Reference should always be made to the approval agency, the approval, any exceptions listed below, the gasket/seal/o-ring if applicable, and in the case of NSF/ANSI/CAN61, please also refer to the potable water operating temperature rating.

Potable water approvals are based on testing of a product's wetted components. In the case of valves/flow control devices, the gasket/seal/o-ring and the body material are wetted components, therefore the use of a valve/flow control device in potable water applications is strictly dependent upon the potable water and low lead approval of the gasket/seal/o-ring and the body material combined. The chart below is the complete product assembly approval and includes the operating temperature rating that corresponds to NSF/ANSI/CAN61 for the product listed.

Victaulic Valves/Flow Control Devices	NSF/ANSI/CAN 61				NSF/ANSI/CAN 372	Product Publication
	Approval Specifics (if applicable)	Gasket/Seal/O-Ring (if applicable)	Agency	Operating Temperature Rating	Agency	
COPPER						
Series608N Butterfly Valve		Fluoroelastomer	UL Classified	cold +73°F/+23°C and hot +180°F/+82°C	UL Classified	22.14
CARBON STEEL						
Series7A2 Butterfly Valve		EPDM	NSFCertified	cold +73°F/+23°C	NSFCertified	08.27
Series7B2 Butterfly Valve						10.12
STAINLESS STEEL						
Series415 Check Valve	High flow, high velocity applications only ²	EPDM	UL Classified	cold +73°F/+23°C	UL Classified	17.37
Series726S Ball Valve		Fluoroelastomer	UL Classified	cold +73°F/+23°C and domestic hot +140°F/+60°C	UL Classified	08.23
Series816 Check Valve		Fluoroelastomer	UL Classified	cold +73°F/+23°C and hot +180°F/+82°C	UL Classified	17.46
Series465 Plug Valve	High flow, high velocity applications only ²	PTFE	UL Classified	cold +73°F/+23°C	UL Classified	17.36
Series P569 Vic-Press® Stainless Steel Ball Valve				cold +73°F/+23°C and hot +180°F/+82°C		18.14
Series 861 VIC®-300 MasterSeal™ Stainless Steel Butterfly Valve		Fluoroelastomer	UL Classified	cold +73°F/+23°C and hot +180°F/+82°C	UL Classified	17.45
Series2957 Aquamine Butterfly Valve		EPDM	UL Classified	cold +73°F/+23°C	UL Classified	50.01

² Reference ANSI/NSF 61 - 2012, sec. 3.3.2.

6.0 EQUIPMENT MODULES

The following Victaulic Equipment Modules are agency tested and approved for use in potable water systems. Reference should always be made to the approval agency, the approval, any exceptions listed below, the gasket/seal/o-ring if applicable, and in the case of NSF/ANSI/CAN61, please also refer to the potable water operating temperature rating.

Victaulic Equipment Modules	NSF/ANSI/CAN 61			NSF/ANSI/CAN 372	Product Publication
	Gasket/Seal/O-Ring (if applicable)	Agency	Operating Temperature Range	Agency	
Series 386 Pressure Reducing Valve Station	EPDM	UL Classified	cold +73°F/+23°C and domestic hot +140°F/+60°C	UL Classified	102.16
Series 386-SB Single Branch Pressure Reducing Valve Station	EPDM	UL Classified	cold +73°F/+23°C and domestic hot +140°F/+60°C	UL Classified	102.17
Series 386-V Vertical Pressure Reducing Valve Station	EPDM	UL Classified	cold +73°F/+23°C and domestic hot +140°F/+60°C	UL Classified	102.19

Victaulic Equipment Module Components	NSF/ANSI/CAN 61			NSF/ANSI/CAN 372	Product Publication
	Gasket/Seal/O-Ring (if applicable)	Agency	Operating Temperature Range	Agency	
Series 972 Pressure Reducing Valve	EPDM	NSF Certified	cold +73°F/+23°C and domestic hot +140°F/+60°C	NSF Certified	Submittal
Series 972-2B Pressure Reducing Valve with Low-Flow Bypass	EPDM	NSF Certified	cold +73°F/+23°C and domestic hot +140°F/+60°C	NSF Certified	Submittal
Series 970-N Check Valve	EPDM	NSF Certified	cold +73°F/+23°C and domestic hot +140°F/+60°C	NSF Certified	Submittal
Series 935-H Direct Acting Pressure Reducing Valve	EPDM	ICC	cold +73°F/+23°C and hot +180°F/+82°C	ICC	Submittal
Series 968-F Strainer	EPDM	NSF Certified	cold +73°F/+23°C and domestic hot +140°F/+60°C	NSF Certified	Submittal

7.0 COATINGS

The following Victaulic coatings are agency tested and approved for use in potable water systems. Reference should always be made to the approval agency, the approval, any exceptions listed below, the gasket/seal/o-ring if applicable, and in the case of NSF/ANSI/CAN61, please also refer to the potable water operating temperature rating.

Victaulic Coatings	NSF/ANSI/CAN 61		NSF/ANSI/CAN 372
	Agency	Operating Temperature Range	Agency
PPS	UL Classified	cold +73°F/+23°C	UL Classified

User Responsibility for Product Selection and Suitability

Each user bears final responsibility for making a determination as to the suitability of Victaulic products for a particular end-use application, in accordance with industry standards and project specifications, as well as Victaulic performance, maintenance, safety, and warning instructions. Nothing in this or any other document, nor any verbal recommendation, advice, or opinion from any Victaulic employee, shall be deemed to alter, vary, supersede, or waive any provision of Victaulic Company's standard conditions of sale, installation guide, or this disclaimer.

Intellectual Property Rights

No statement contained herein concerning a possible or suggested use of any material, product, service, or design is intended, or should be construed, to grant any license under any patent or other intellectual property right of Victaulic or any of its subsidiaries or affiliates covering such use or design, or as a recommendation for the use of such material, product, service, or design in the infringement of any patent or other intellectual property right. The terms "Patented" or "Patent Pending" refer to design or utility patents or patent applications for articles and/or methods of use in the United States and/or other countries.

Note

This product shall be manufactured by Victaulic or to Victaulic specifications. All products to be installed in accordance with current Victaulic installation/assembly instructions. Victaulic reserves the right to change product specifications, designs and standard equipment without notice and without incurring obligations.

Installation

Reference should always be made to the Victaulic installation handbook or installation instructions of the product you are installing. Handbooks are included with each shipment of Victaulic products, providing complete installation and assembly data, and are available in PDF format on our website at www.victaulic.com.

Warranty

Refer to the Warranty section of the current Price List or contact Victaulic for details.

Trademarks

Victaulic and all other Victaulic marks are the trademarks or registered trademarks of Victaulic Company, and/or its affiliated entities, in the U.S. and/or other countries.

Appendix 3 – AU & NZ Warranty (Terms and Conditions)



Document type	Revision	Revision date
Product Technical Specification & BPIR Victaulic Fire Systems tubes and fittings	v 1	16 October 2023

Terms and Conditions for the Supply of Goods and Services by Victaulic Virtual Design and Construction

These Terms and Conditions apply only to the provision of goods and services by Victaulic Virtual Design and Construction (VDC) in association with a Victaulic VDC Quotation. Such Quotation and any Exhibits attached thereto, together with this document, constitute the entire Agreement between Victaulic ("Victaulic" or "Seller"), as an independent contractor, and the buyer ("Buyer") (each a "Party" and together the "Parties") regarding the provisions of certain Goods and Services by Victaulic, whether directly or indirectly.

- 1. DEFINITIONS.** "Goods" means all tangible material to be delivered to the Buyer by or through Victaulic for the project listed on the Quotation (the "Project"), other than Buyer-supplied materials (such as pipe or other components); and "Services" means ancillary services performed by Victaulic that are either (i) incidental to supplying the Goods to Buyer or (ii) done at the specific request of Buyer.
- 2. PRICE AND PAYMENT.** Where the Goods and Services are repurchased by Buyer indirectly through a distributor as noted on the VDC Quotation, the price listed on Exhibit A is as has been arranged between the Buyer and the distributor on terms as shall be arranged between Buyer and the distributor. Otherwise, the prices listed on the Quotation are payable directly to Victaulic, exclude taxes, but are otherwise firm, fixed, and you will receive progress billings unless otherwise stated in this Agreement. For direct orders, payment terms are net thirty (30) days from the mailing of invoice for a given installment and is not subject to retainage. If payment on the account is identified to be delinquent all work being performed by Victaulic will immediately be placed on hold until the account is back in good standing. Victaulic shall have no liability for any delays or damages that result from such a hold.
- 3. CHANGES.** Only written Change Orders signed by both Parties in the form of Exhibit D may change the terms of the Agreement. Only an authorized representative has the authority to provide Victaulic's approval for a Change to the Agreement. Victaulic's authorized representative(s) are limited to the signatory of this Agreement or a representative more senior than such signatory.
- 4. NEW MATERIAL; PACKAGING, SHIPPING.** All Goods to be delivered hereunder shall consist of new materials. Seller shall use standard commercial practice in packaging the Goods to prevent damage or deterioration, unless otherwise specified in the Agreement which shall be at Buyer's cost; and unless otherwise stated in the Agreement, shipments shall be F.O.B. a Victaulic fabrication facility, chosen at Victaulic's option relative to the location of the Project.
- 5. INSPECTION AND ACCEPTANCE.** Buyer's final acceptance of Goods or Services shall be deemed to occur ten (10) days after Buyer's receipt of the Goods or Services, except for those Goods or Services that have been timely rejected as non-conforming. If Victaulic delivers non-conforming Goods or Services, Buyer shall promptly, but not later than 10 business days after receipt of the non-conforming Goods or Services, give Victaulic written notice of the non-conformity. Upon receipt of the notice of non-conformity, Victaulic shall elect (in its sole and exclusive discretion) to (i) authorize the return of the Goods for refund or credit; (ii) promptly resupply the Goods or Services; (iii) correct the nonconformance of the delivered Goods or Services; or, (iv) obtain conforming Goods or Services from another source. Victaulic's election shall be Buyer's sole remedy for all direct and indirect harm or damage suffered by Buyer as a result of (in whole or in part) its receipt of non-conforming Goods or Services.
- 6. FORCE MAJEURE.** Delays in performance shall be excused (day for day) due to a force majeure event only for the following occurrences: (a) acts of God or of a public enemy (including terrorism); (b) acts of government; (c) fires; (d) floods; (e) epidemics; (f) quarantine restrictions; (g) strikes; (h) freight embargoes; (i) unusually severe weather, (j) war, and (k) unanticipated material shortages or software unavailability (caused by forces outside of Seller's control). A Party relying on such an event to excuse its performance must notify the other Party in writing of the nature of the event and the prospects for future performance and thereafter, while the event continues, respond promptly and fully in writing to all written requests for information from the other Party relating to the event and those prospects.
- 7. TERMINATIONS.**
 - (a) For Convenience.** By written notice only, Buyer may, without cause, direct Seller to terminate this Agreement in whole or in part at any time. In such event, Buyer shall have all rights to title and possession of the Goods and Services already paid for. Upon receipt of the written notice of termination for convenience, Seller shall immediately stop work and limit costs incurred on the terminated work. Buyer shall reimburse Seller for the actual costs, overhead, volume discounts, and profit for work done prior to the Seller's receipt of the written notice of termination.
 - (b) For Fault.** Only by written Notice of Default to Seller, Buyer may terminate this Agreement in whole or in part if the Seller inexcusably and solely (i.e., by reason of something other than Buyer's fault or a force majeure) fails to deliver the Goods or to perform the Services within the time specified in this Agreement. Buyer may require Seller to transfer title and deliver to Buyer, in the manner and to the extent directed by Buyer, any partially completed Goods. Payment for completed Goods delivered to and accepted by Buyer shall be at the Agreement price. Payment for unfinished Goods or Services, which have been delivered to and accepted by Buyer shall be at a price determined in the same manner as provided in Termination for Convenience.
- 8. INTELLECTUAL PROPERTY AND PROPRIETARY INFORMATION.** Any work, writing, idea, discovery, improvement, invention (whether patentable or not), trade secret or intellectual property of any kind made or conceived by Seller during performance of this Agreement, even if derived from the use of information supplied by Buyer, shall be the exclusive property of the Seller. All documents and drawings provided under this Agreement, electronically or otherwise, are instruments of service provided solely for use on the Project. Any unauthorized use of the instruments of service, including their reuse or modification, shall be at Buyer's sole risk and without liability to Victaulic. Neither this Agreement nor the provision of Goods and Services hereunder provides Buyer with any right to access or use Victaulic's confidential information, proprietary information or any other form of intellectual property.

TERMS AND CONDITIONS (CONTINUED)

9. WARRANTY FOR GOODS; STANDARD OF CARE FOR SERVICES. THE SOLE WARRANTY MADE BY VICTAULIC FOR ALL GOODS PROVIDED HEREUNDER IS VICTAULIC'S STANDARD WARRANTY – [PUBLICATION 29.01-AUS](#). ALL OTHER WARRANTIES ARE DISCLAIMED BY VICTAULIC AND RELEASED BY BUYER. THE STANDARD OF CARE FOR ALL SERVICES PERFORMED OR FURNISHED BY VICTAULIC HEREUNDER INCLUDING PROFESSIONAL AND RELATED SERVICES (WHEN SPECIFICALLY INCLUDED) WILL BE THE CARE AND SKILL ORDINARILY USED IN THE PROVISION OF SIMILAR SERVICES UNDER SIMILAR CIRCUMSTANCES AT THE SAME TIME AND IN THE SAME LOCATION. VICTAULIC MAKES NO WARRANTY, EXPRESS OR IMPLIED, UNDER THIS AGREEMENT OR OTHERWISE, IN CONNECTION WITH ANY SERVICES PERFORMED OR PROVIDED BY VICTAULIC.

10. INFORMATION AND EXPORT CONTROL COMPLIANCE; WARRANTY BY BUYER. Buyer acknowledges that U.S. and foreign export control laws, rules, and regulations, including (without limitation) the International Traffic in Arms Regulations promulgated by the U.S. Department of State and the Export Administration Regulations of the U.S. Department of Commerce, as well as other regulations, such as those pertaining to Controlled Unclassified Information (collectively, the "Regulations") impose restrictions on the handling, control and export of information. Buyer hereby represents and warrants that it will comply with the Regulations, and that unless it has otherwise advised Victaulic in writing, the information it has provided associated with the Project is either not subject to restrictions under the Regulations, or that the materials are subject only to the No License Required designation.

11. INSURANCE. Each party shall maintain commercially reasonable insurance, including Commercial General Liability insurance, Environmental Insurance (Contractor's Pollution Liability), and Pollution Legal Liability. Proof of Seller's insurance will be provided upon request.

12. INDEMNITY. To the fullest extent permitted by law, Buyer shall indemnify and hold harmless Victaulic and its agents, employees, contractors and directors from and against claims, damages, losses and expenses, including but not limited to attorney's fees, arising out of or resulting from Buyer's acts or omissions, as well as any defects in Buyer-provided materials, provided that any such claim, damage, loss or expense is attributable to bodily injury, sickness, disease or death, or to injury to or destruction of tangible property.

13. DISPUTES. All disputes, controversies, or claims arising out of or related to the negotiation, formation, or performance of this Agreement, including any dispute regarding the arbitrability of any such dispute, controversy or claim, or the jurisdiction of the arbitral tribunal, shall be referred to and finally resolved by confidential arbitration as administered by the International Centre for Dispute Resolution of the American Arbitration Association in accordance with its International Arbitration Rules, including the emergency provisions thereof. The number of arbitrators shall be three. The seat, or legal place, of the arbitration shall be New York, USA. The language to be used in the arbitral proceeding shall be English. The governing law of this Agreement shall be the substantive law of the State of New York, USA. The arbitration award shall be final and binding on the Parties and the Parties agree to be bound thereby and to act accordingly.

14. ASSIGNMENT. Neither this Contract nor any interest or claim hereunder may be transferred, novated, assigned or delegated by Buyer without Seller's prior written consent, and any such attempts to so transfer or assign will be void.

15. COMMUNICATION WITH THIRD PARTIES. Unless otherwise mutually agreed, Buyer shall be Seller's sole point of contact for the Project.

16. GOVERNING AGREEMENT. The Parties' binding understanding is strictly limited to the Agreement (comprising the VDC Quotation, Exhibits attached thereto, and these Terms and Conditions), written Change Orders executed as required by this Agreement, and the Parties' course of dealing (prior to and after the date on which Victaulic signs this Agreement). In the event of a conflict between these Agreement documents, the order of precedence shall be: (a) These Terms & Conditions, (b) the VDC Quotation, (c) executed Change Orders, (d) Exhibits affixed to the Quotation, (e) the Warranty, and (f) the Parties' course of dealing (prior to and after the date on which Victaulic signs this Agreement). Victaulic shall not be bound to additional or differing terms, conditions, or limitations, whether in a quote, acceptance or delivery document, unless attached as an Exhibit hereto or executed as a Change Order in accordance with Section 3 above. This Agreement constitutes the complete and exclusive agreement between the Buyer and Victaulic regarding the Project; it supersedes all other agreements, purchase orders, understandings and promises, oral and/or written, by or between the parties with respect to the Project.

17. PIPING COORDINATION. Victaulic will coordinate pipe routing with other trades within the quoted areas listed. Services under this Agreement do not include participation in BIM coordination meetings, unless requested and listed in Exhibit C. Buyer will provide Victaulic with all information required to coordinate pipe routing, and any changes requested to the model as a result of coordination meetings.

18. ALTERNATIVE MATERIALS OF CONSTRUCTION. If the specifications do not clearly specify which material is to be used and/or where, Victaulic will use carbon steel in its quotation(s). If after the service has been purchased and the material chosen by the Buyer is anything other than the products included in the original quotation, Victaulic shall have the right to a change order adjusting the value of the contract for any cost increases (plus markups) caused by the variance between the material types.

19. ALTERNATIVE METHODS OF CONSTRUCTION. If the specifications do not identify the method of construction that is to be used, Victaulic will use Victaulic Grooved as the exclusive method of construction. If after the service has been purchased, the method of construction is changed by Buyer, Victaulic reserves the right to terminate this agreement and bill for services rendered and/or re-quote for a change order.

20. MISCELLANEOUS.

(a) **Severability.** Each clause, paragraph and subparagraph of this Agreement is severable, and if one or more of them are declared invalid, the remaining provisions of this Agreement remain in full force and effect, unless the invalidity of the of a provision(s) denies the Parties their fundamental benefits of the contract.

(b) **Survivability; Waiver.** All of the provisions of this Agreement shall survive the termination (whether for convenience or default), suspension or completion of this Agreement. Victaulic's intended or unintended failure to enforce at any provision of this Agreement or applicable law shall not be construed as a waiver. The remedies herein reserved shall be cumulative and additional to any other remedies in law or equity.

TERMS AND CONDITIONS (CONTINUED)

- (c) **Subrogation.** The Parties waive all rights against (i) each other and, assuming a reciprocal waiver is given, any of their Contractors, sub-Contractors, agents and employees, each of the other, and (ii) assuming a reciprocal waiver is given, the Owner, the Architect, the Architect's consultants, separate contractors, and any of their Contractors, sub-Contractors, agents and employees for damages to the extent covered by insurance covering any project into which any of the Goods or Services provided under this Agreement are incorporated, except such rights as they may have to proceeds of such insurance held by the Owner as a fiduciary.
- (d) **Limitation on Damages.** THE PARTIES WAIVE ANY AND ALL CLAIMS AGAINST THE OTHER FOR CONSEQUENTIAL, INDIRECT, EXTRAORDINARY, EXEMPLARY OR PUNITIVE DAMAGES, INCLUDING LOST PROFITS, LOST BUSINESS OPPORTUNITY, OR DOWNTIME ARISING OUT OF OR RELATING TO THE NEGOTIATION, FORMATION, OR PERFORMANCE OF THIS AGREEMENT INCLUDING THE PROVISION OF GOODS AND SERVICES. VICTAULIC'S CUMULATIVE LIABILITY TO BUYER AND THIRD PARTIES AFFILIATED WITH BUYER FOR ANY AND ALL DAMAGES ARISING OUT OF OR RELATING TO THE NEGOTIATION, FORMATION, OR PERFORMANCE OF THIS AGREEMENT SHALL BE THE LESSER OF (I) SUPPLYING REPLACEMENT MATERIAL FOR ALL DAMAGED VICTAULIC-SUPPLIED GOODS; (II) EIGHTY PERCENT (80%) OF THE AMOUNT PAID TO VICTAULIC UNDER THIS AGREEMENT FOR SERVICES; OF WHICH A MATERIAL CREDIT OF NOT MORE THAN 50% OF THE VALUE OF ANY DAMAGES PROVEN TO BE CAUSED SOLELY BY VICTAULIC'S NEGLIGENCE MAY BE GIVEN.
- (e) **Non-solicitation.** During the term of this Agreement and for one year thereafter, Buyers shall not solicit or induce for employment Victaulic's employees, agents, or representatives, without prior written consent from Victaulic. Should the Buyer breach this provision, Buyers shall pay Victaulic a fee as liquidated damages, of three times the greater of (i) such employee's new annual compensation (annual base salary plus any applicable bonus, commission, or other incentive compensation) or (ii) such employee's highest total annual compensation (annual base salary plus any applicable bonus, commission, or other incentive compensation) while employed by Victaulic.
- (f) **Field Deviation and Construction.** Victaulic shall not supervise, direct, or control the means, methods, techniques, or personnel involved with the installation or construction of the Project. Buyer is responsible to rectify in the field any deviations between locations as provided on the drawings vs. actual installed locations including but not limited to: Equipment Nozzles, Existing Field Connections, Floor/Wall Penetrations, Maintenance Clearance, Pipe Locations, Obstructions not shown on contract plans, and etc.
- (g) **Schedule of Deliverables.** Victaulic will develop a workable schedule that addresses project milestone deliverables. Missing or delayed information, piping, or other componentry that Buyer was to have provided Seller may delay the provision of deliverables beyond their scheduled delivery date. If either such Buyer supplier information and/or piping or componentry is excessively delayed or is not furnished, or Buyer and Seller cannot come to agreement on an acceptable schedule of deliverables, Seller may terminate this Agreement in whole or part, and the Parties' rights and obligations upon such termination shall be as if Buyer had terminated for convenience under the terms of this Agreement.
- (h) **Buyer Supplied Information and Materials.** Buyer agrees that requirements, drawings, specifications, and other information (collectively, "Buyer Information") it provides to Victaulic (including those identified on Exhibit A) are a basis for, and may be incorporated into, the Services. Buyer is responsible for the accuracy and completeness of all Buyer Information it provides Victaulic under this Agreement and acknowledges that Victaulic may rely on such Buyer Information in the performance and provision of the Services. Buyer acknowledges that Victaulic is not in a position to be able to judge the accuracy or completeness of the Buyer Information, but agrees that Victaulic may, but has no obligation to, question or make suggestions concerning the Buyer Information ("Feedback"). Buyer's acceptance or use of the Feedback is at Buyer's sole option and risk without liability to Victaulic. Any assumptions made by Victaulic which are noted within the Services, or upon the instruments thereof, will be deemed Buyer Information upon acceptance of the Services. Victaulic's commitment in this Agreement, including to the schedule of deliverables, is predicated on the timely receipt of PDF files, CAD/Revit(R) files, specifications, and other applicable information, and any Buyer-supplied materials (such as, but not limited to, pipe or other components). If CAD/Revit(R) models/drawings are supplied from the Buyer and/or any third parties, Buyer shall ensure that the CAD files have had all external reference files (Xrefs) bound, and all Revit(R) links and central models have been detached from central and "relinquish all mine" has been selected prior to saving. If files are received and they are not in conformance with the above, they will be returned to the Buyer for maintenance. Any material delay in the timely delivery of the information complying with the above format(s), shall relieve Victaulic's obligation to perform in accord with this Agreement; in such a case, Victaulic shall provide Buyer with the new conditions of performance that shall be made part of this Agreement by change order. Buyer shall have no right to any excess materials provided to Victaulic, which may be retained by Victaulic or disposed of at Victaulic's sole option.
- (i) **Effective Date.** The Effective Date of this Agreement shall be as agreed to by the parties, or failing such an agreement, the date on which both parties have signed this Agreement, even if done in counterparts.
- (j) **Professional Services.** Unless (and in that case, only to the extent) specifically noted on Exhibit B, no professional services, including professional engineering services, are provided under this Agreement.

Trademarks

Victaulic and all other Victaulic marks are the trademarks or registered trademarks of Victaulic Company, and/or its affiliated entities, in the U.S. and/or other countries.

Appendix 4 – WM certification (main page)



Document type	Revision	Revision date
Product Technical Specification & BPIR Victaulic Fire Systems tubes and fittings	v 1	16 October 2023



STANDARDSMARK LICENCE

SAI Global hereby grants:

Victaulic Australia Pty Ltd

ABN 77 134 330 420

112 Harvey St South, Eagle Farm, QLD 4009, Australia

StandardsMark Licence

Manufactured to:

AS/NZS 4129:2020 - Fittings for polyethylene (PE) pipes for pressure applications

"the StandardsMark Licensee" the right to use the STANDARDSMARK as shown below only in respect of the goods described and detailed in the Schedule which are produced by the Licensee or on behalf of the Licensee* and which comply with the appropriate Standard referred to above as from time to time amended. The Licence is granted subject to the rules governing the use of the STANDARDSMARK and the Terms and Conditions for certification and licence. The Licensee covenants to comply with all the Rules and Terms and Conditions.

Licence No: SMK26113

Issued : 31 May 2022

Expires : 4 December 2023

Originally Certified : 5 December 2018

Current Certification : 30 May 2022

Calin Moldovean
President, Business Assurance
SAI Global Assurance



Australian
Standard

JAS-ANZ



WWW.JAS-ANZ.ORG/REGISTER

* For details of manufacture, refer to the licensee

The STANDARDSMARK is a registered certification trademark of SAI Global Pty Limited (A.C.N. 050 644 642) and is issued under licence by SAI Global Certification Services Pty Limited (ACN 108 716 669) ("SAI Global") 680 George Street, Sydney NSW 2000, GPO Box 5420 Sydney NSW 2001. This certificate remains the property of SAI Global and must be returned to SAI Global upon its request. Refer to www.saiglobal.com, for the list of product models.

 **SAI GLOBAL**
INFORM. INSPIRE. IMPROVE.



STANDARDSMARK LICENCE

SAI Global hereby grants:

Victaulic Australia Pty Ltd

ABN 77 134 330 420

112 Harvey St South, Eagle Farm, QLD 4009, Australia

StandardsMark Licence

Manufactured to:

EN 12842:2012 - Ductile iron fittings for PVC-U or PE piping systems - Requirements and test methods

"the StandardsMark Licensee" the right to use the STANDARDSMARK as shown below only in respect of the goods described and detailed in the Schedule which are produced by the Licensee or on behalf of the Licensee* and which comply with the appropriate Standard referred to above as from time to time amended. The Licence is granted subject to the rules governing the use of the STANDARDSMARK and the Terms and Conditions for certification and licence. The Licensee covenants to comply with all the Rules and Terms and Conditions.

Licence No: SMK40992

Issued : 19 May 2020

Expires : 28 April 2024

Originally Certified : 29 April 2019

Current Certification : 18 May 2020

Heather Mahon
General Manager Technical Services
SAI Global Assurance



Australian
Standard

* For details of manufacture, refer to the licensee

The STANDARDSMARK is a registered certification trademark of SAI Global Pty Limited (A.C.N. 050 644 642) and is issued under licence by SAI Global Certification Services Pty Limited (ACN 108 716 669) ("SAI Global") 680 George Street, Sydney NSW 2000, GPO Box 5420 Sydney NSW 2001. This certificate remains the property of SAI Global and must be returned to SAI Global upon its request. Refer to www.saiglobal.com, for the list of product models.

 **SAI GLOBAL**
INFORM. INSPIRE. IMPROVE.



CERTIFICATE OF CONFORMITY

SAI Global hereby grants:

Victaulic Australia Pty Ltd

ABN 77 134 330 420

112 Harvey St South, Eagle Farm, QLD 4009, Australia

WaterMark Certificate of Conformity

Evaluated to:

AS 3688:2016 - Water supply and gas systems - Metallic fittings and end connectors

"the WaterMark Licensee" the right to use or arrange the use of the WATERMARK as shown below only in respect of the goods described and detailed on the product schedule identified on www.saiglobal.com which are produced by the WaterMark Licensee or on behalf of the WaterMark Licensee* and which comply with the appropriate Standard referred to above as from time to time amended. The Licence is granted subject to the rules governing the use of the WATERMARK and the Terms and Conditions for certification. The WaterMark Licensee covenants to comply with all the Rules and Terms and Conditions.

This Certificate is issued by a JAS-ANZ accredited certification body. The Scheme Owner, Administering Body and Accreditation Body do not in any way warrant, guarantee or represent that the product the subject of this Certificate conforms to the WaterMark Certification Scheme Rules, nor accepts any liability arising out of the use of the product. The Scheme Owner disclaims to the extent permitted by law, all liability (including negligence) for claims of losses, expenses, damages and costs arising as a result of the use of the product(s) referred to in this Certificate.

Certificate No: WMKA21172

Issued : 15 June 2023

Expires : 10 September 2024

Originally Certified : 11 September 2006

Current Certification : 15 June 2023

Calin Moldovean
President, Business Assurance
SAI Global Assurance



WaterMark



WWW.JAS-ANZ.ORG/REGISTER



ABCB

* For details of manufacture, refer to the licensee

The WaterMark is a registered certification trademark of Australian Building Codes Board ABN 74 599 608 295 and is issued under licence by SAI Global Certification Services Pty Limited (ACN 108 716 669) ("SAI Global") 650 Lorimer Street, Port Melbourne VIC 3207, GPO Box 5420 Sydney NSW 2001.

This certificate may only be reproduced in its entirety and remains the property of SAI Global and must be returned to SAI Global upon its request. Refer to www.saiglobal.com for the list of product models.



SAI GLOBAL

INFORM. INSPIRE. IMPROVE.



CERTIFICATE OF CONFORMITY

SAI Global hereby grants

Victaulic Australia Pty Ltd

ABN 77 134 330 420

112 Harvey St South, Eagle Farm, QLD 4009, Australia

Watermark Certificate of Conformity

Evaluated to: **AS 3688:2016 - Water supply and gas systems - Metallic fittings and end connectors**

"the WaterMark Licensee" the right to use or arrange the use of the WATERMARK as shown below only in respect of the goods described and detailed on the product schedule identified on www.saiglobal.com which are produced by the WaterMark Licensee or on behalf of the WaterMark Licensee* and which comply with the appropriate Standard referred to above as from time to time amended. The Licence is granted subject to the rules governing the use of the WATERMARK and the Terms and Conditions for certification. The WaterMark Licensee covenants to comply with all the Rules and Terms and Conditions.

This Certificate is issued by a JAS-ANZ accredited certification body. The Scheme Owner, Administering Body and Accreditation Body do not in any way warrant, guarantee or represent that the product the subject of this Certificate conforms to the WaterMark Certification Scheme Rules, nor accepts any liability arising out of the use of the product. The Scheme Owner disclaims to the extent permitted by law, all liability (including negligence) for claims of losses, expenses, damages and costs arising as a result of the use of the product(s) referred to in this Certificate.

Certificate No: WMK25755

Issued: 21 February 2023

Expires: 3 June 2028

Originally Certified: 4 June 2013

Current Certification: 20 February 2023

Calin Moldovean
President, Business Assurance
SAI Global Assurance



* For details of manufacture, refer to the licensee

The WaterMark is a registered certification trademark of Australian Building Codes Board ABN 74 599 608 295 and is issued under licence by SAI Global Certification Services Pty Limited (ACN 108 716 669) ("SAI Global") Level 7 Suite 7.01, 45 Clarence Street, Sydney NSW 2000 Australia. This certificate may only be reproduced in its entirety and remains the property of SAI Global and must be returned to SAI Global upon its request. Refer to www.saiglobal.com for the list of product models.





CERTIFICATE OF CONFORMITY

SAI Global hereby grants

Victaulic Australia Pty Ltd

ABN 77 134 330 420

112 Harvey St South, Eagle Farm, QLD 4009, Australia

Watermark Certificate of Conformity

Evaluated to: **WMTS 012:2018 - In-line valves for use in plumbing water supply systems - Miscellaneous types metallic and non-metallic**

"the WaterMark Licensee" the right to use or arrange the use of the WATERMARK as shown below only in respect of the goods described and detailed on the product schedule identified on www.saiglobal.com which are produced by the WaterMark Licensee or on behalf of the WaterMark Licensee* and which comply with the appropriate Standard referred to above as from time to time amended. The Licence is granted subject to the rules governing the use of the WATERMARK and the Terms and Conditions for certification. The WaterMark Licensee covenants to comply with all the Rules and Terms and Conditions.

This Certificate is issued by a JAS-ANZ accredited certification body. The Scheme Owner, Administering Body and Accreditation Body do not in any way warrant, guarantee or represent that the product the subject of this Certificate conforms to the WaterMark Certification Scheme Rules, nor accepts any liability arising out of the use of the product. The Scheme Owner disclaims to the extent permitted by law, all liability (including negligence) for claims of losses, expenses, damages and costs arising as a result of the use of the product(s) referred to in this Certificate.

Certificate No: WMK25885

Issued: 13 August 2019

Expires: 11 August 2024

Originally Certified: 12 August 2014

Current Certification: 12 August 2019

Heather Mahon
Head of Global Technical Services
SAI Global Assurance



* For details of manufacture, refer to the licensee

The WaterMark is a registered certification trademark of Australian Building Codes Board ABN 74 599 608 295 and is issued under licence by SAI Global Certification Services Pty Limited (ACN 108 716 669) ("SAI Global") Level 7 Suite 7.01, 45 Clarence Street, Sydney NSW 2000 Australia. This certificate may only be reproduced in its entirety and remains the property of SAI Global and must be returned to SAI Global upon its request. Refer to www.saiglobal.com for the list of product models.





CERTIFICATE OF CONFORMITY

SAI Global hereby grants

Victaulic Australia Pty Ltd

ABN 77 134 330 420

112 Harvey St South, Eagle Farm, QLD 4009, Australia

Watermark Certificate of Conformity

Evaluated to: **WMTS 012:2018 - In-line valves for use in plumbing water supply systems - Miscellaneous types metallic and non-metallic**

"the WaterMark Licensee" the right to use or arrange the use of the WATERMARK as shown below only in respect of the goods described and detailed on the product schedule identified on www.saiglobal.com which are produced by the WaterMark Licensee or on behalf of the WaterMark Licensee* and which comply with the appropriate Standard referred to above as from time to time amended. The Licence is granted subject to the rules governing the use of the WATERMARK and the Terms and Conditions for certification. The WaterMark Licensee covenants to comply with all the Rules and Terms and Conditions.

This Certificate is issued by a JAS-ANZ accredited certification body. The Scheme Owner, Administering Body and Accreditation Body do not in any way warrant, guarantee or represent that the product the subject of this Certificate conforms to the WaterMark Certification Scheme Rules, nor accepts any liability arising out of the use of the product. The Scheme Owner disclaims to the extent permitted by law, all liability (including negligence) for claims of losses, expenses, damages and costs arising as a result of the use of the product(s) referred to in this Certificate.

Certificate No: WMK26115

Issued: 11 May 2021

Expires: 14 July 2026

Originally Certified: 15 July 2016

Current Certification: 10 May 2021

Frank Camasta
Global Head of Technical Services
SAI Global Assurance



* For details of manufacture, refer to the licensee

The WaterMark is a registered certification trademark of Australian Building Codes Board ABN 74 599 608 295 and is issued under licence by SAI Global Certification Services Pty Limited (ACN 108 716 669) ("SAI Global") Level 7 Suite 7.01, 45 Clarence Street, Sydney NSW 2000 Australia. This certificate may only be reproduced in its entirety and remains the property of SAI Global and must be returned to SAI Global upon its request. Refer to www.saiglobal.com for the list of product models.





CERTIFICATE OF CONFORMITY

SAI Global hereby grants

Victaulic Australia Pty Ltd

ABN 77 134 330 420

112 Harvey St South, Eagle Farm, QLD 4009, Australia

Watermark Certificate of Conformity

Evaluated to: **AS/NZS 2638.2:2011 - Gate valves for waterworks purposes - Resilient seated**

"the WaterMark Licensee" the right to use or arrange the use of the WATERMARK as shown below only in respect of the goods described and detailed on the product schedule identified on www.saiglobal.com which are produced by the WaterMark Licensee or on behalf of the WaterMark Licensee* and which comply with the appropriate Standard referred to above as from time to time amended. The Licence is granted subject to the rules governing the use of the WATERMARK and the Terms and Conditions for certification. The WaterMark Licensee covenants to comply with all the Rules and Terms and Conditions.

This Certificate is issued by a JAS-ANZ accredited certification body. The Scheme Owner, Administering Body and Accreditation Body do not in any way warrant, guarantee or represent that the product the subject of this Certificate conforms to the WaterMark Certification Scheme Rules, nor accepts any liability arising out of the use of the product. The Scheme Owner disclaims to the extent permitted by law, all liability (including negligence) for claims of losses, expenses, damages and costs arising as a result of the use of the product(s) referred to in this Certificate.

Certificate No: WMK26600

Issued: 31 July 2020

Expires: 29 July 2025

Originally Certified: 30 July 2020

Current Certification: 30 July 2020

Heather Mahon
Head of Global Technical Services
SAI Global Assurance



*** For details of manufacture, refer to the licensee**

The WaterMark is a registered certification trademark of Australian Building Codes Board ABN 74 599 608 295 and is issued under licence by SAI Global Certification Services Pty Limited (ACN 108 716 669) ("SAI Global") Level 7 Suite 7.01, 45 Clarence Street, Sydney NSW 2000 Australia. This certificate may only be reproduced in its entirety and remains the property of SAI Global and must be returned to SAI Global upon its request. Refer to www.saiglobal.com for the list of product models.



Appendix 5 – Example of Installation Instructions – IGS sprinkler



Document type	Revision	Revision date
Product Technical Specification & BPIR Victaulic Fire Systems tubes and fittings	v 1	16 October 2023

Style V9 Victaulic® FireLock™ IGS™ Installation-Ready™ Sprinkler Coupling



⚠ WARNING



- Read and understand all instructions before attempting to install any Victaulic products.
 - Always verify that the piping system has been completely depressurized and drained immediately prior to installation, removal, adjustment, or maintenance of any Victaulic products.
 - Wear safety glasses, hardhat, and foot protection.
- Failure to follow these instructions could result in death or serious personal injury and property damage.

- The Style V9 Victaulic® FireLock™ IGS™ Installation-Ready™ Sprinkler Coupling shall be used only in fire protection systems that are designed and installed in accordance with current, applicable National Fire Protection Association (NFPA 13, 13D, 13R, etc.) standards, or equivalent standards, and in accordance with applicable building and fire codes. These standards and codes contain important information regarding protection of systems from freezing temperatures, corrosion, mechanical damage, etc.
- The Style V9 shall be used only for sprinkler-piping-to-sprinkler connections. **DO NOT** use the Style V9 for pipe-to-pipe connections.
- These installation instructions are intended for an experienced, trained installer. The installer shall understand the use of this product and why it was specified for the particular application.
- The installer shall understand common industry safety standards and potential consequences of improper product installation.

Failure to follow installation requirements and local and national codes and standards could compromise system integrity or cause system failure, resulting in death or serious personal injury and property damage.

IMPORTANT INFORMATION

CORRECT-IGS Groove Profile




INCORRECT-Original Groove System (OGS) Groove Profile




The Style V9 Victaulic® FireLock™ IGS™ Installation-Ready™ Sprinkler Coupling shall be used **ONLY** with sprinkler piping connections that are prepared to Victaulic IGS proprietary groove specifications. **DO NOT** attempt to install the Style V9 on sprinkler piping connections that are prepared to any other groove specification. Refer to Victaulic publication 25.14 for the IGS groove specification, which can be downloaded at victaulic.com.

INSTRUCTIONS FOR THE INITIAL INSTALLATION OF A STYLE V9




1. **DO NOT DISASSEMBLE THE STYLE V9:** The Style V9 is designed so that the installer does not need to remove the bolt and nut for installation. This facilitates installation by allowing the installer to directly install the Style V9 onto the sprinkler piping's grooved end.



2. **CHECK GROOVED END OF SPRINKLER PIPING:** The outside surface of the sprinkler piping, between the groove and the end of the sprinkler piping, shall be generally free from indentations, projections, weld seam anomalies, and roll marks to ensure a leak-tight seal. All oil, grease, loose paint, dirt, and cutting particles shall be removed.

The sprinkler piping's outside diameter ("OD"), groove dimensions, and maximum allowable flare diameter shall be within the tolerances published in current Victaulic IGS specifications, publication 25.14, which can be downloaded at victaulic.com.



3. Check the gasket to verify that it is suitable for the intended service. The color code identifies the material grade. Refer to Victaulic publication 05.01 for the color code chart, which can be downloaded at victaulic.com. Refer to the "NOTICE" on the following page for important gasket information.

3a. If any conditions listed in the "NOTICE" are met, apply a thin coat of a compatible lubricant, such as Victaulic Lubricant or silicone lubricant, only to the gasket sealing lips.

⚠ CAUTION

- If any conditions listed in the "NOTICE" are met, a thin coat of a compatible lubricant shall be applied only to the gasket sealing lips to prevent pinching, rolling, or tearing during installation.

Failure to use a compatible lubricant may cause gasket damage, resulting in joint leakage and property damage.

NOTICE

- Gaskets for the Style V9 are provided with *Vic-Plus*. Additional lubrication is not required for the initial installation of wet pipe systems that are installed at or continuously operating above 0°F/−18°C. Refer to Victaulic publication 05.03 for the *Vic-Plus* Safety Data Sheet (SDS), which can be downloaded at victaulic.com.

Supplemental lubrication is required only if any of the following conditions exist. Apply a thin coat of a compatible lubricant to the gasket sealing lips, as noted in step 3a on the previous page. It is not necessary to remove the gasket from the housings to apply additional lubricant to the exterior surface.


- If the installation or continuous operating temperature is below 0°F/−18°C
- If the gasket has been exposed to fluids prior to installation
- If the surface of the gasket does not have a hazy appearance
- If the gasket is being installed into a dry pipe system
- If the system will be subjected to air tests prior to being filled with water
- If the gasket was involved in a previous installation

Lubricated gaskets will not enhance sealing capabilities on adverse sprinkler piping conditions. Sprinkler piping condition and preparation shall conform to the requirements listed in these product installation instructions (refer to step 2 on page 1).

WARNING




- Never leave a Style V9 partially assembled. ALWAYS TIGHTEN THE HARDWARE IMMEDIATELY. A partially-assembled Style V9 poses a drop or fall hazard during installation and a burst hazard during testing.



- Keep hands away from the opening of the Style V9 when attempting to install and tighten the Style V9 onto the sprinkler piping's grooved end.

Failure to follow these instructions could result in serious personal injury and property damage.



- ASSEMBLE JOINT: Assemble the joint by installing the Style V9 onto the sprinkler piping's grooved end until contact with the center leg of the gasket occurs. Rotate the Style V9 to verify that the gasket is seated properly on the sprinkler piping's grooved end, then align the sprinkler frame arms and Style V9's bolts pads with the sprinkler piping, as shown above. A visual check is required to verify that the keys of the Style V9 align with the groove in the sprinkler piping.

WARNING

- The bolt shall be tightened until metal-to-metal contact occurs at the bolt pads.
- DO NOT continue to tighten the bolt after the visual installation guidelines for the Style V9 are achieved.
- DO NOT attempt to rotate the sprinkler or Style V9 after the bolt is tightened completely.

Failure to follow these instructions could cause joint damage or improper sprinkler operation, resulting in death or serious personal injury and property damage.

Hex Installation Bit Provided with Product Shipment


1/4-inch
(Drive End)



3/16-inch
(Bolt End)



- TIGHTEN BOLT: Using an impact wrench or standard socket wrench with the 3/16-inch hex installation bit that is provided with the product shipment, tighten the bolt until metal-to-metal contact occurs at the bolt pads. DO NOT continue to tighten the bolt after metal-to-metal bolt pad contact is achieved. Refer to the "Impact Wrench Usage Guidelines" section. NOTE: Do not attempt to rotate the sprinkler or Style V9 after the bolt is tightened. If necessary, loosen the bolt before attempting to rotate the sprinkler or Style V9, then retighten the bolt as stated earlier in this step.



- Visually inspect the bolt pads at each sprinkler piping connection to verify that metal-to-metal contact is achieved in accordance with step 5.

⚠ WARNING

- Sprinklers cannot operate properly with bulb protectors in place.
- Bulb protectors shall be removed from all sprinklers before the sprinkler system is placed in service.
- DO NOT use any tools to remove bulb protectors.

Failure to remove bulb protectors from all sprinklers before the system is placed in service will cause improper sprinkler operation, resulting in death or serious personal injury and property damage.



7. Remove the bulb protector from all sprinklers carefully by hand before the sprinkler system is placed in service. Refer to the installation instructions for applicable sprinkler for complete requirements.

IMPACT WRENCH USAGE GUIDELINES

⚠ WARNING

- The bolt shall be tightened until metal-to-metal contact occurs at the bolt pads.
- DO NOT continue to tighten the bolt after the visual installation guidelines for the Style V9, described in steps 5 – 6 on page 2, are achieved.

Failure to follow these instructions could cause joint failure, resulting in death or serious personal injury and property damage.

Impact wrenches do not provide the installer with direct “wrench feel” or torque to judge bolt tightness. Since some impact wrenches are capable of high output, it is important to develop a familiarity with the impact wrench to avoid damaging or fracturing the bolt or the coupling's bolt pads during installation. Always choose the right size impact wrench that has enough power, but DO NOT continue to tighten the bolt after the visual installation guidelines for the Style V9, described in steps 5 – 6 on page 2, are achieved. If you suspect that any hardware has been over-tightened (as indicated by a bend or crack in the bolt, etc.), the entire Style V9 assembly shall be replaced immediately.

If the battery is drained or if the impact wrench is under-powered, a new battery pack or new impact wrench shall be used to ensure that the visual installation guidelines for the Style V9, described in steps 5 – 6 on page 2, are achieved. Visual inspection of each joint is required for verification of proper assembly.

Perform trial assemblies with the impact wrench and check the assemblies with a torque wrench to help determine the suitability of the impact wrench. Using the same method, periodically check assemblies throughout the system installation.

For safe and proper use of impact wrenches, always refer to the impact wrench manufacturer's operating instructions. In addition, verify that proper impact grade hex drivers are being used for Style V9 installation.

⚠ WARNING

Failure to follow instructions for tightening hardware could result in:

- Personal injury or death
- Bolt damage or fracture
- Damaged or broken bolt pads or fractures to housings
- Joint leakage and property damage
- A negative impact on system integrity

INSTRUCTIONS FOR REASSEMBLY OF A STYLE V9

⚠ WARNING



- Always verify that the piping system has been completely depressurized and drained immediately prior to installation, removal, adjustment, or maintenance of any Victaulic products.

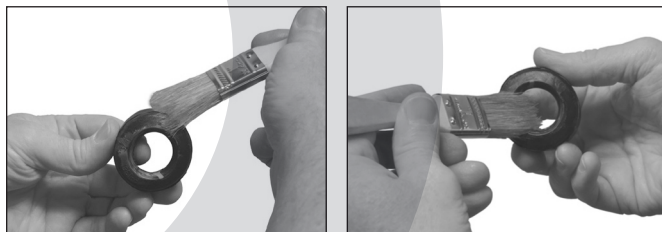
- The sprinkler shall be replaced upon disassembly of a Style V9. Verify that the replacement sprinkler is the proper model, style, orifice size, temperature rating, and response.

Failure to follow these instructions could result in death or serious personal injury and property damage.

1. Verify that the system is depressurized and drained completely before attempting to disassemble a Style V9 from the sprinkler piping.
2. Loosen the hardware of the Style V9 to permit removal from the sprinkler piping.
3. Remove the nut, bolt, and gasket from the Style V9 housings. Inspect all components for damage or wear. If any damage or wear is present, use a new Victaulic-supplied Style V9 assembly. NOTE: The sprinkler shall be replaced upon disassembly of a Style V9. Verify that the replacement sprinkler is the proper model, style, orifice size, temperature rating, and response.
4. Check sprinkler piping ends, as described in step 2 on page 1.



⚠ CAUTION

- A thin coat of a compatible lubricant shall be used to prevent the gasket from pinching, rolling, or tearing during reassembly. Failure to use a compatible lubricant may cause gasket damage, resulting in joint leakage and property damage.

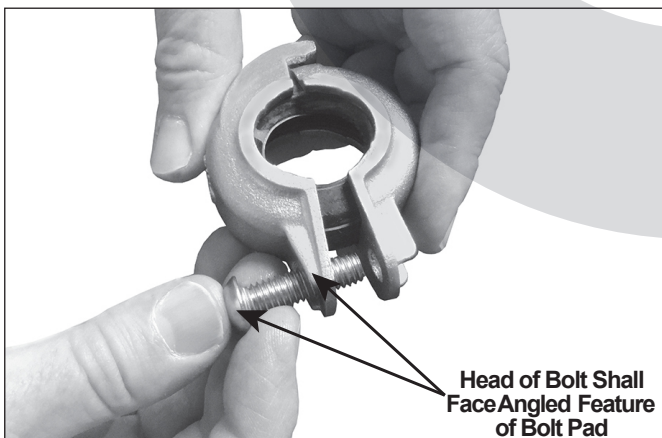


5. LUBRICATE GASKET: Apply a thin coat of Victaulic Lubricant or silicone lubricant to the gasket sealing lips and exterior. NOTE: It is normal for the gasket surface to have a hazy white appearance after it has been in service.

Style V9 Victaulic® FireLock™ IGS™ Installation-Ready™ Sprinkler Coupling



6. REASSEMBLE STYLE V9: Place the lubricated gasket inside the gasket pocket of one Style V9 housing. NOTE: For all sizes other than the 1-inch x 1-inch/33.7-mm x 33.7-mm, verify that the larger opening of the gasket is facing the larger opening of the housings, as shown above. Engage the tab of the one housing with the slot of the other housing, and close the housings around the gasket.




7. INSTALL BOLT: Install the bolt through the housings. Verify that the head of the bolt faces the angled feature of the bolt pad, as shown above.

8. INSTALL NUT: Thread the bolt into the nut until the top of the nut is flush with the end of the bolt, as shown above. Verify that the gasket remains seated in the gasket pocket of the housings and that the nut is engaged with the flat features of the bolt pad.

⚠ WARNING

- The sprinkler shall be replaced upon disassembly of a Style V9. Verify that the replacement sprinkler is the proper model, style, orifice size, temperature rating, and response.

Failure to follow this instruction could cause improper sprinkler operation, resulting in death or serious personal injury and property damage.



9. INSTALL NEW SPRINKLER: Insert a new sprinkler that is the proper model, style, orifice size, temperature rating, and response into the corresponding opening of the Style V9 housings. Rotate the sprinkler so that the frame arms align with the bolt pads, as shown above.

10. Follow steps 4 – 7 on pages 2 – 3 of this instruction sheet to complete the assembly.

For complete contact information, visit victaulic.com

I-V9 11351 REVC UPDATED01/2019 Z0000V9000
VICTAULIC, FIRELOCK, IGS, AND INSTALLATION-READY ARE REGISTERED TRADEMARKS OR TRADEMARKS OF VICTAULIC COMPANY AND/OR ITS AFFILIATED ENTITIES IN THE UNITED STATES AND/OR OTHER COUNTRIES. © 2019 VICTAULIC COMPANY. ALL RIGHTS RESERVED.

